

The Access Guide

Removing Barriers, Improving Access

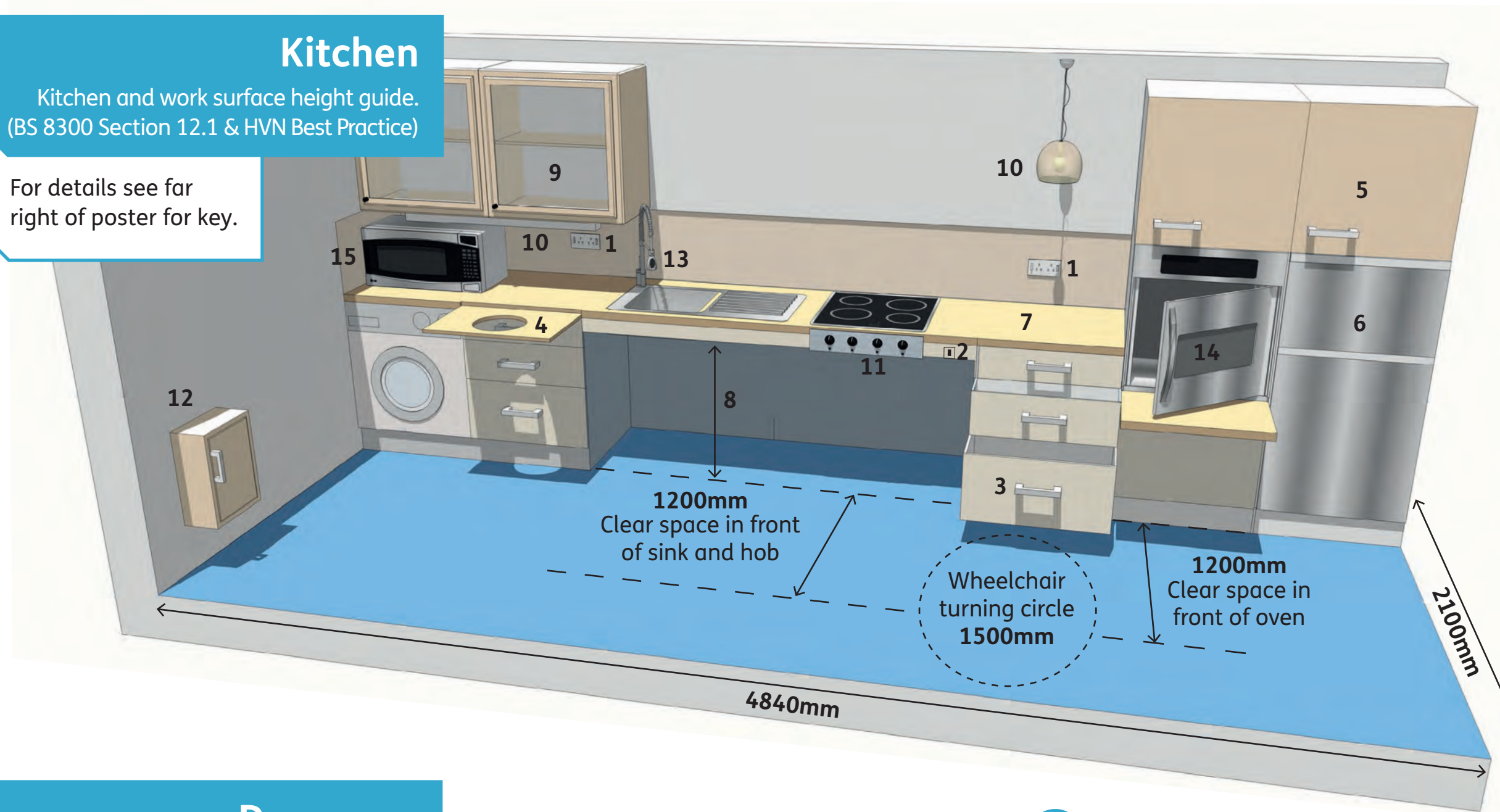
Barrier Free



Kitchen

Kitchen and work surface height guide.
(BS 8300 Section 12.1 & HVN Best Practice)

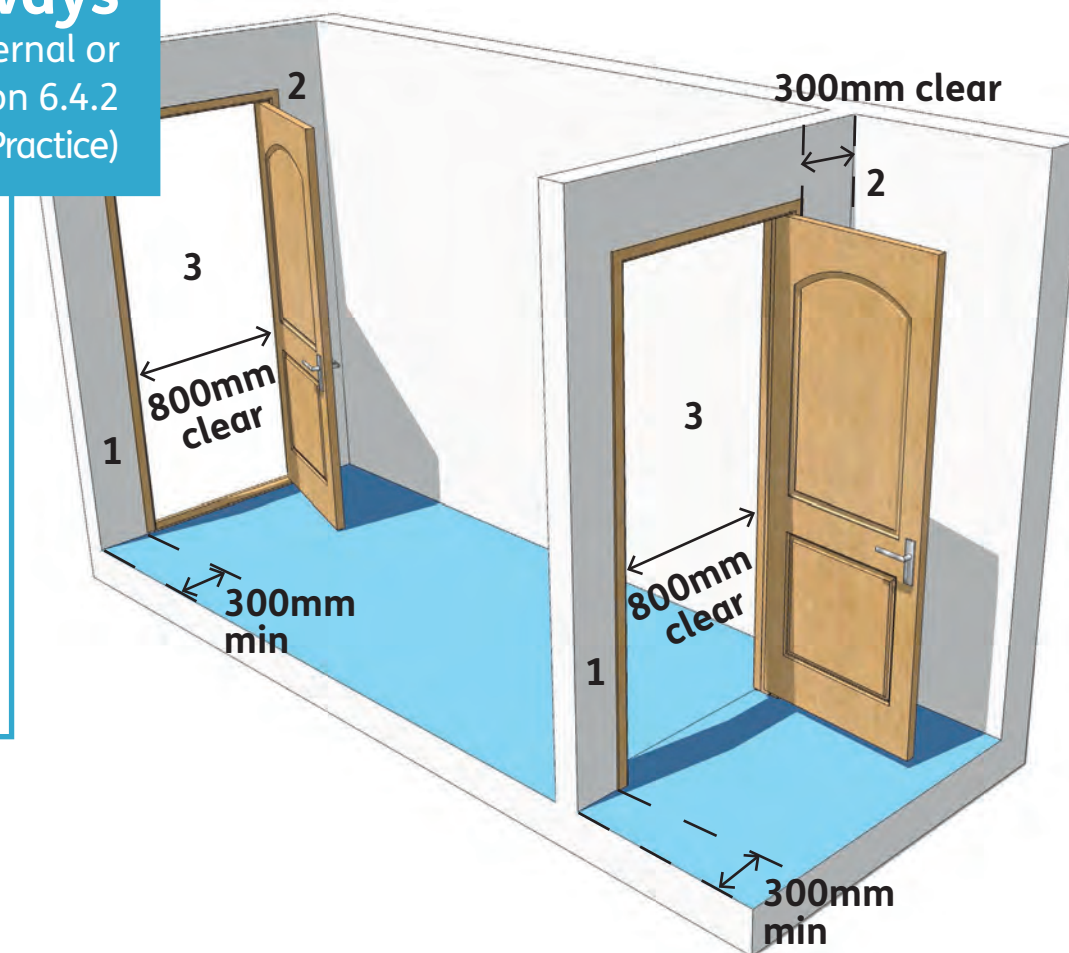
For details see far right of poster for key.



Doorways

Location and clearance for internal or external door. (BS 8300 Section 6.4.2 & HVN Best Practice)

- 300mm could be reduced if door is opened by remote automatic control.
- Door hung from corner of room.
- In Barrier Free homes we are looking to achieve a minimum clear opening width of 800mm.



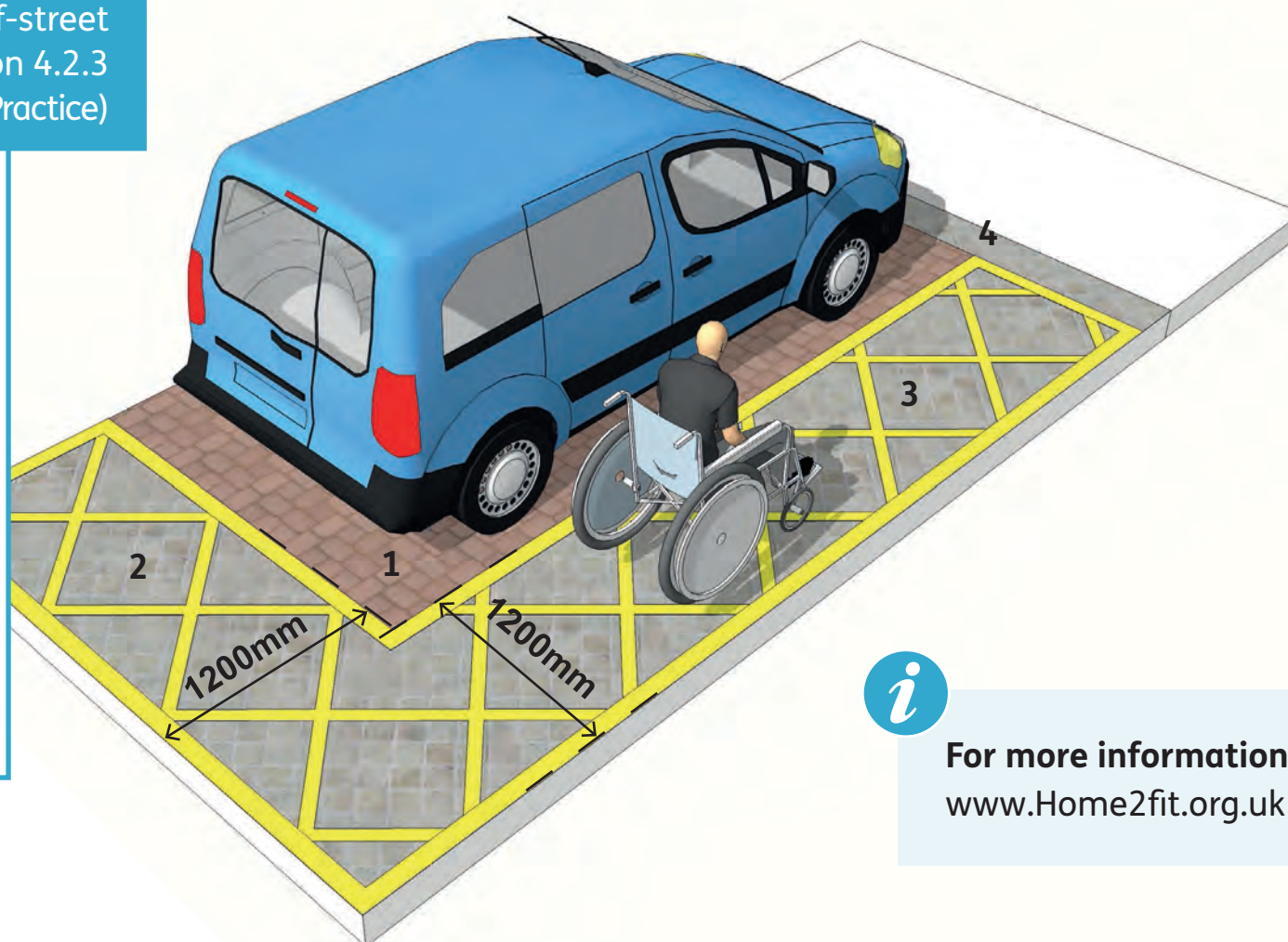
Floors and wall surfaces

Colour contrast between floor and wall surfaces. Avoid glare from ceilings, walls and floors. Avoid deep pile carpets. Avoid confusing patterns. All floor finishes should be non-slip. Avoid unexpected changes of level. Use lighting, colours and texture to warn of low ceilings and changes in level. Avoid wall projections. Where possible, site radiators in recesses and/or provide covers as protection.

Parking

Access around designated off-street parking spaces (BS 8300 Section 4.2.3 & HVN Best Practice)

- Standard 4800mm x 2400mm designated parking space.
- Wide safety zone for boot access and cars with rear hoists.
- Wide marked access zone between designated parking spaces.
- Dropped kerb or level access and tactile surface.

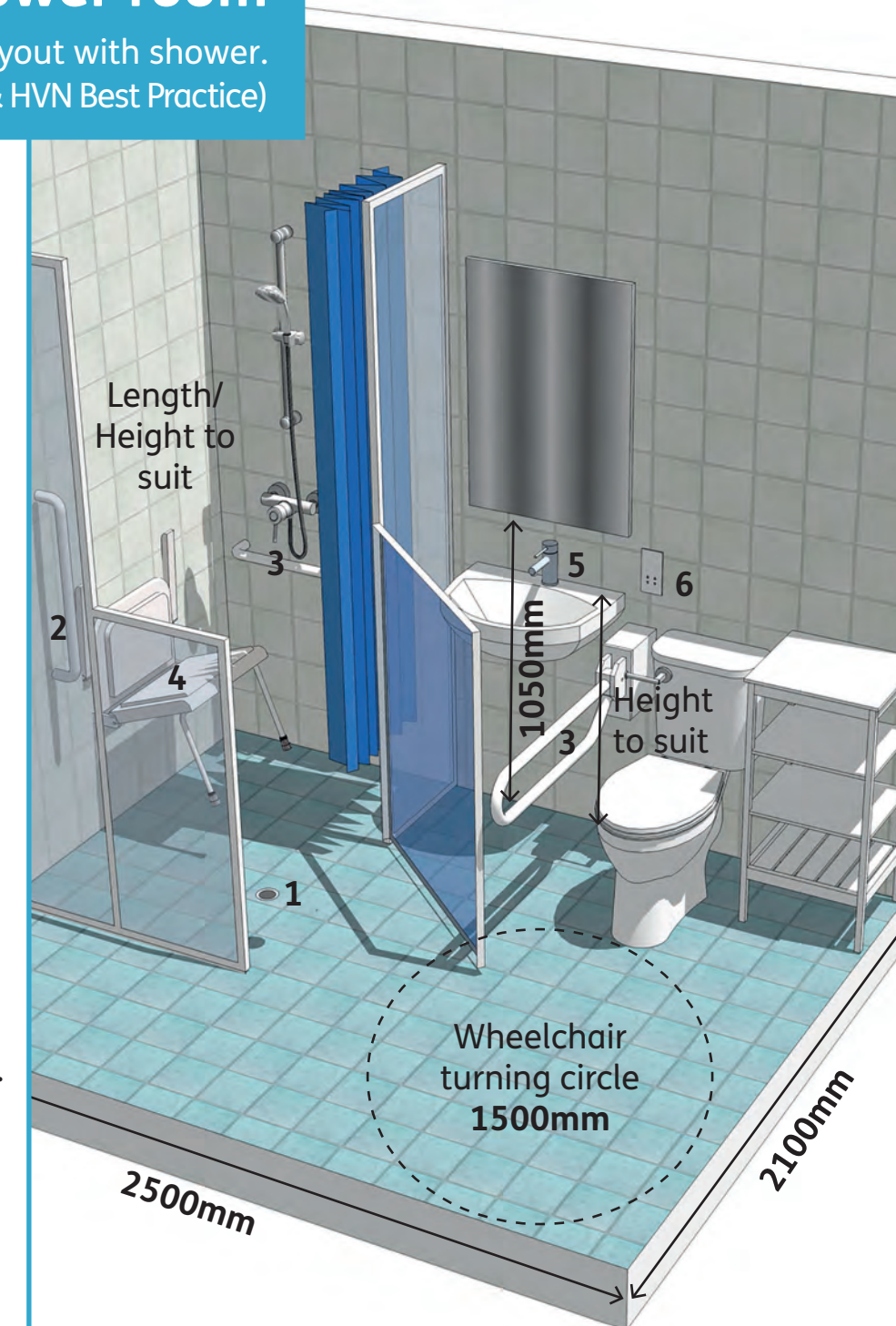


For more information:
www.Home2fit.org.uk

Shower room

Accessible WC layout with shower.
(BS 8300:2009 Section 12.3 & HVN Best Practice)

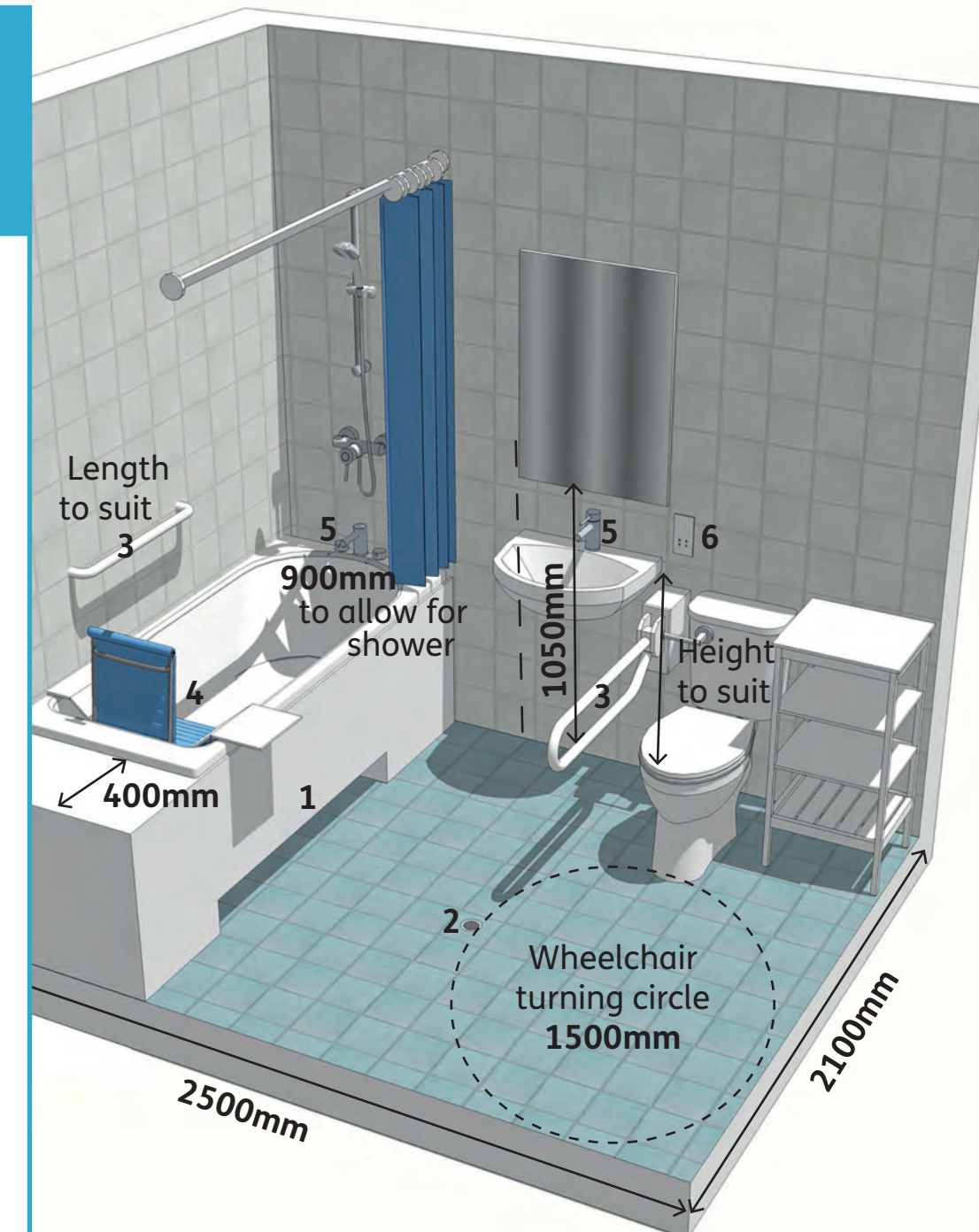
- Wet room floor should be slip-resistant, and as level as possible subject to the minimum fall for draining water to a floor drain that is located away from the circulation area (1:50).
- Grab rails should be positioned to meet the particular needs of the user. Guidance suggests that grab rails should be 32 - 35mm diameter and 50 - 60mm clearance between bar and wall. Vertical grab rails should be 500 - 700mm apart and 800 - 1400mm above floor level.
- Horizontal grab rails (see Bathroom point 3 for details).
- Shower seats as required to meet individual needs.
- Lever tap.
- Power point for shaver.



Bathroom

Accessible WC layout with bath.
(BS 8300:2009 Section 12.3 & HVN Best Practice)

- Deep recess for feet of movable hoist 150mm x 500mm.
- Drain to allow for conversion to wet room. The floor should be slip-resistant, and as level as possible subject to the minimum fall for draining water to a floor drain that is located away from the circulation area (1:50).
- Horizontal grab rails should be positioned to meet the particular needs of the user. Guidance suggests that grab rails should be 600mm wide and 680mm above floor level. (See Shower room point 2 for more details).
- Bath seats and bath boards as required to meet individual needs.
- Lever tap.
- Power point for shaver.



Kitchen

- Sockets 150mm above work surface.
- Isolating switches controlling sockets on back wall.
- Cabinet with deep pan drawers.
- Pull-out board above floor mounted cupboard unit. Circular cut-out optional.
- 1625mm max. height reachable by ambulant disabled people.
- Fridge Freezer. 1150mm max. shelf height to allow reach from wheelchair.
- 760mm height of work surface specifically for wheelchair users. A work surface should not be more than 600mm deep to allow wheelchair users to reach as far as possible over the work surface in the preparation area and to reach switched socket outlets on the back wall.
- 700mm minimum clear height for knee recess. Where a knee recess is provided under a hob, its underside should be insulated to avoid harm to a person who has little or no feeling in their legs.
- Clear fronted cabinets.
- Task lighting from ceiling and under cabinet.
- Hob controls at front.
- Central Heating Controls / Fusebox located somewhere with unrestricted access.
- Lever tap.
- Controls for an oven and grill for wheelchair users should be no higher than 1050mm and no lower than 700mm from the floor, with display panels no higher than 1200mm from the floor.
- Microwave ovens should either be located on a work surface or mounted so that the base of the oven is no higher than 850mm from the floor and its controls no higher than 1150mm from the floor.



For further information please contact Grant Carson (grant@gcil.org.uk)